

**VIAPLUS**  
by VINCI HIGHWAYS

# VIAPLUS COMPASS™

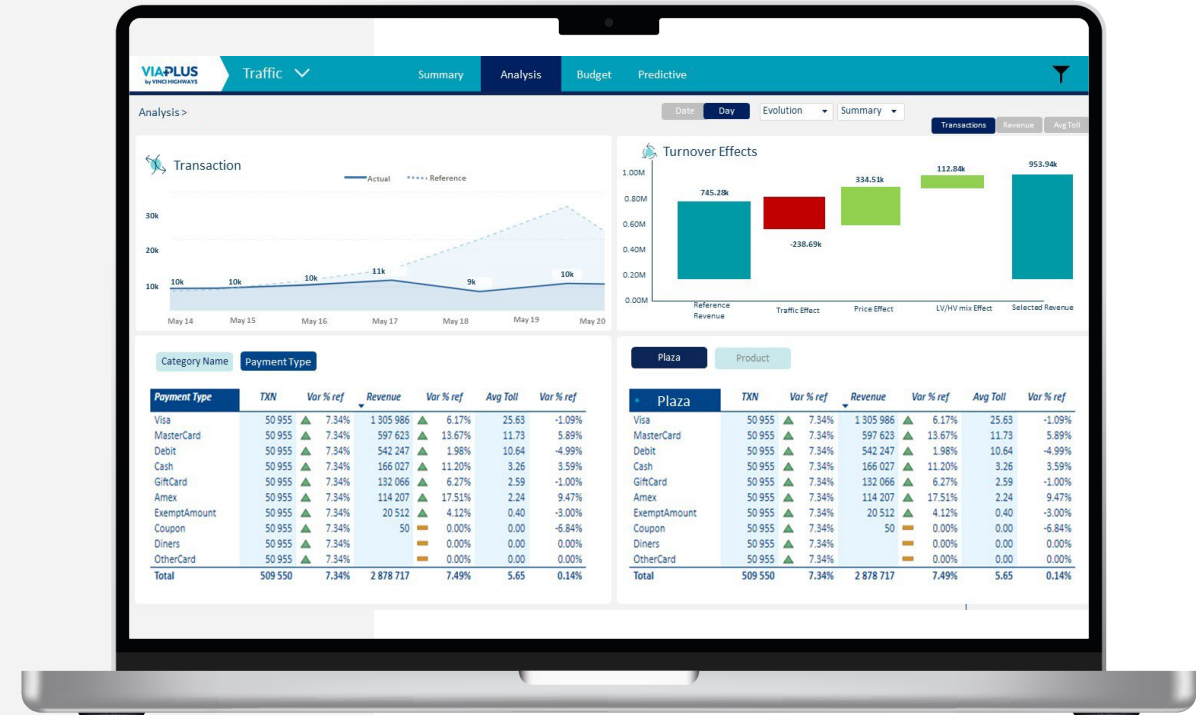
SMART DATA HUB

# OVERVIEW

## ViaPlus Smart Data Hub

The Smart Data Hub pulls various data points from across the project into a single view, for a complete picture of project health and performance.

- Clear visuals for traffic, operational, and finance data
- Engineered Decision Intelligence builds efficiencies, improves operations, and optimizes asset management
- Desktop and mobile views
- Canned, customized, and ad-hoc reporting available
- User-friendly **Generative AI (beta)** prototype takes natural language queries to generate custom reports





# DATA ENGINEERING

Acquire raw data files & process securely for in-depth analytics

## Data Acquisition

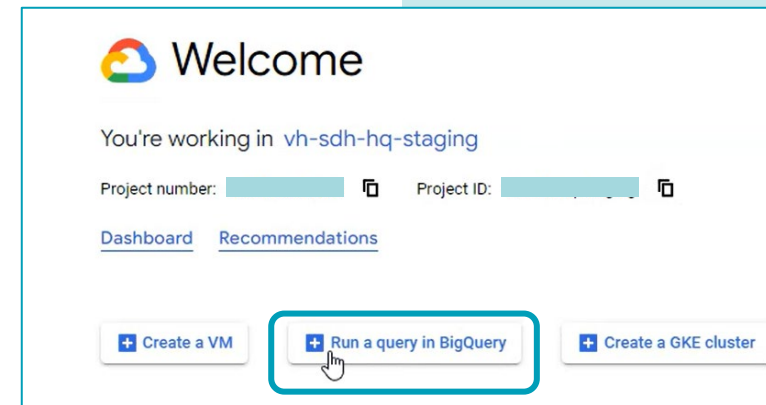
- Files can be sent in multiple **formats** (XLS, CSV, JSON, XML)
- Files can be **transferred** via Web API Gateway using API Key or Secure FTP (SFTP) file transfer
- Data files are **secured** via secret keys
- Data can also be **pulled from source**
- Files passing all checks are moved to **secure** area in Google Cloud Storage

## Data Processing

- Data is **refreshed nightly**
- **File integrity checked** (eg hashing, row counts)
- **Validation and raw processing** included in the workflows
- Fully processed data available in **BigQuery** datasets

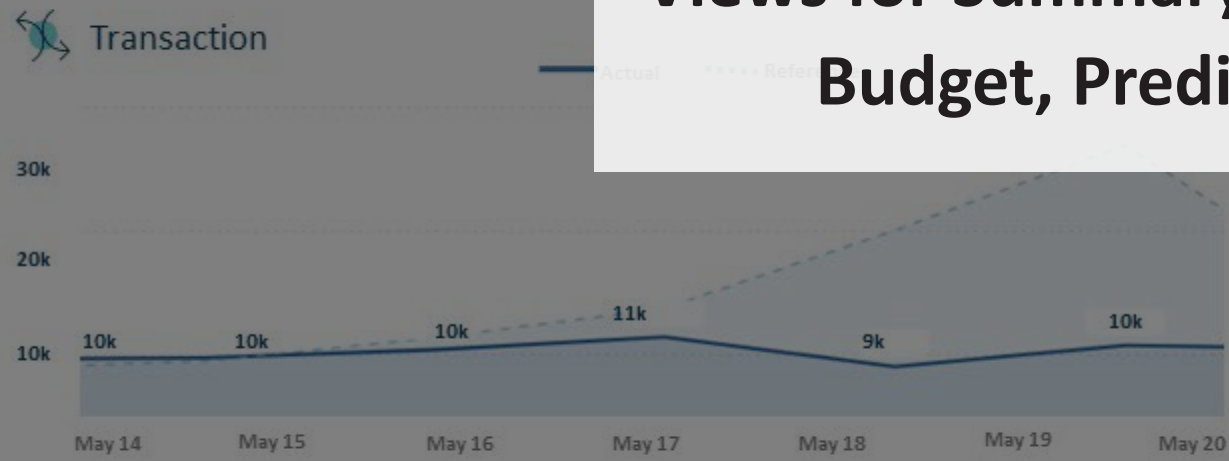
## Big Data Query

- Post-processed data available in Google BigQuery for further analytics
- Data acquired from BigQuery via:
  - PowerBI with automatic refresh
  - Excel via PowerBI dataset or Web API
  - ADHOC reporting in PowerBI





Analysis:



Category Name

Payment Type

Payment Type	TXN	Var % ref	Revenue	Var % ref	Avg Toll	Var % ref
Visa	50 955	▲ 7.34%	1 305 986	▲ 6.17%	25.63	-1.09%
MasterCard	50 955	▲ 7.34%	597 623	▲ 13.67%	11.73	5.89%
Debit	50 955	▲ 7.34%	542 247	▲ 1.98%	10.64	-4.99%
Cash	50 955	▲ 7.34%	166 027	▲ 11.20%	3.26	3.59%
GiftCard	50 955	▲ 7.34%	132 066	▲ 6.27%	2.59	-1.00%
Amex	50 955	▲ 7.34%	114 207	▲ 17.51%	2.24	9.47%
ExemptAmount	50 955	▲ 7.34%	20 512	▲ 4.12%	0.40	-3.00%
Coupon	50 955	▲ 7.34%	50	■ 0.00%	0.00	-6.84%
Diners	50 955	▲ 7.34%		■ 0.00%	0.00	0.00%
OtherCard	50 955	▲ 7.34%		■ 0.00%	0.00	0.00%
Total	509 550	7.34%	2 878 717	7.49%	5.65	0.14%

Plaza

Product

Plaza	TXN	Var % ref	Revenue	Var % ref	Avg Toll	Var % ref
Visa	50 955	▲ 7.34%	1 305 986	▲ 6.17%	25.63	-1.09%
MasterCard	50 955	▲ 7.34%	597 623	▲ 13.67%	11.73	5.89%
Debit	50 955	▲ 7.34%	542 247	▲ 1.98%	10.64	-4.99%
Cash	50 955	▲ 7.34%	166 027	▲ 11.20%	3.26	3.59%
GiftCard	50 955	▲ 7.34%	132 066	▲ 6.27%	2.59	-1.00%
Amex	50 955	▲ 7.34%	114 207	▲ 17.51%	2.24	9.47%
ExemptAmount	50 955	▲ 7.34%	20 512	▲ 4.12%	0.40	-3.00%
Coupon	50 955	▲ 7.34%	50	■ 0.00%	0.00	-6.84%
Diners	50 955	▲ 7.34%		■ 0.00%	0.00	0.00%
OtherCard	50 955	▲ 7.34%		■ 0.00%	0.00	0.00%
Total	509 550	7.34%	2 878 717	7.49%	5.65	0.14%

Views for Summary, Analysis, Budget, Predictive



Analysis:

Date

Day

Evolution

Summary

Transactions

Revenue

Avg Toll

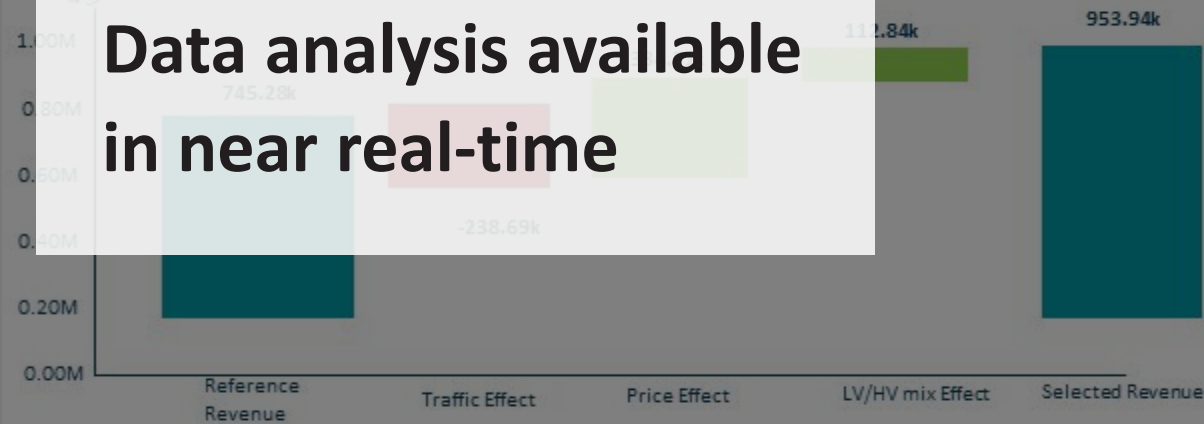


Transaction



Turnover Effects

Data analysis available  
in near real-time



Category Name

Payment Type

Payment Type	TXN	Var % ref	Revenue	Var % ref	Avg Toll	Var % ref
Visa	50 955	▲ 7.34%	1 305 986	▲ 6.17%	25.63	-1.09%
MasterCard	50 955	▲ 7.34%	597 623	▲ 13.67%	11.73	5.89%
Debit	50 955	▲ 7.34%	542 247	▲ 1.98%	10.64	-4.99%
Cash	50 955	▲ 7.34%	166 027	▲ 11.20%	3.26	3.59%
GiftCard	50 955	▲ 7.34%	132 066	▲ 6.27%	2.59	-1.00%
Amex	50 955	▲ 7.34%	114 207	▲ 17.51%	2.24	9.47%
ExemptAmount	50 955	▲ 7.34%	20 512	▲ 4.12%	0.40	-3.00%
Coupon	50 955	▲ 7.34%	50	■ 0.00%	0.00	-6.84%
Diners	50 955	▲ 7.34%		■ 0.00%	0.00	0.00%
OtherCard	50 955	▲ 7.34%		■ 0.00%	0.00	0.00%
Total	509 550	7.34%	2 878 717	7.49%	5.65	0.14%

Plaza

Product

Plaza	TXN	Var % ref	Revenue	Var % ref	Avg Toll	Var % ref
Visa	50 955	▲ 7.34%	1 305 986	▲ 6.17%	25.63	-1.09%
MasterCard	50 955	▲ 7.34%	597 623	▲ 13.67%	11.73	5.89%
Debit	50 955	▲ 7.34%	542 247	▲ 1.98%	10.64	-4.99%
Cash	50 955	▲ 7.34%	166 027	▲ 11.20%	3.26	3.59%
GiftCard	50 955	▲ 7.34%	132 066	▲ 6.27%	2.59	-1.00%
Amex	50 955	▲ 7.34%	114 207	▲ 17.51%	2.24	9.47%
ExemptAmount	50 955	▲ 7.34%	20 512	▲ 4.12%	0.40	-3.00%
Coupon	50 955	▲ 7.34%	50	■ 0.00%	0.00	-6.84%
Diners	50 955	▲ 7.34%		■ 0.00%	0.00	0.00%
OtherCard	50 955	▲ 7.34%		■ 0.00%	0.00	0.00%
Total	509 550	7.34%	2 878 717	7.49%	5.65	0.14%





Analysis:

Date

Day

Evolution

Summary

Transactions

Revenue

Avg Toll



## Transaction



## Turnover Effects



Key metrics in a single report with ability to compare with reference years, periods, budgets

Category Name

Payment Type

Plaza

Product

Payment Type

TXN

Var % ref

Revenue

Var % ref

Avg Toll

Var % ref

Plaza

TXN

Var % ref

Revenue

Var % ref

Avg Toll

Var % ref

Visa

50 955

▲ 7.34%

597 623

▲ 13.67%

11.73

5.89%

MasterCard

50 955

▲ 7.34%

597 623

▲ 13.67%

11.73

5.89%

Debit

50 955

▲ 7.34%

542 247

▲ 1.98%

10.64

-4.99%

Debit

50 955

▲ 7.34%

542 247

▲ 1.98%

10.64

-4.99%

Cash

50 955

▲ 7.34%

166 027

▲ 11.20%

3.26

3.59%

Cash

50 955

▲ 7.34%

166 027

▲ 11.20%

3.26

3.59%

GiftCard

50 955

▲ 7.34%

132 066

▲ 6.27%

2.59

-1.00%

GiftCard

50 955

▲ 7.34%

132 066

▲ 6.27%

2.59

-1.00%

Amex

50 955

▲ 7.34%

114 207

▲ 17.51%

2.24

9.47%

Amex

50 955

▲ 7.34%

114 207

▲ 17.51%

2.24

9.47%

ExemptAmount

50 955

▲ 7.34%

20 512

▲ 4.12%

0.40

-3.00%

ExemptAmount

50 955

▲ 7.34%

20 512

▲ 4.12%

0.40

-3.00%

Coupon

50 955

▲ 7.34%

50

■ 0.00%

0.00

-6.84%

Coupon

50 955

▲ 7.34%

50

■ 0.00%

0.00

-6.84%

Diners

50 955

▲ 7.34%

■ 0.00%

0.00

0.00%

Diners

50 955

▲ 7.34%

■ 0.00%

0.00

0.00%

OtherCard

50 955

▲ 7.34%

■ 0.00%

0.00

0.00%

OtherCard

50 955

▲ 7.34%

■ 0.00%

0.00

0.00%

Total

509 550

7.34%

2 878 717

7.49%

5.65

0.14%

Total

509 550

7.34%

2 878 717

7.49%

5.65

0.14%

Key metrics in a single report with ability to compare with reference years, periods, budgets

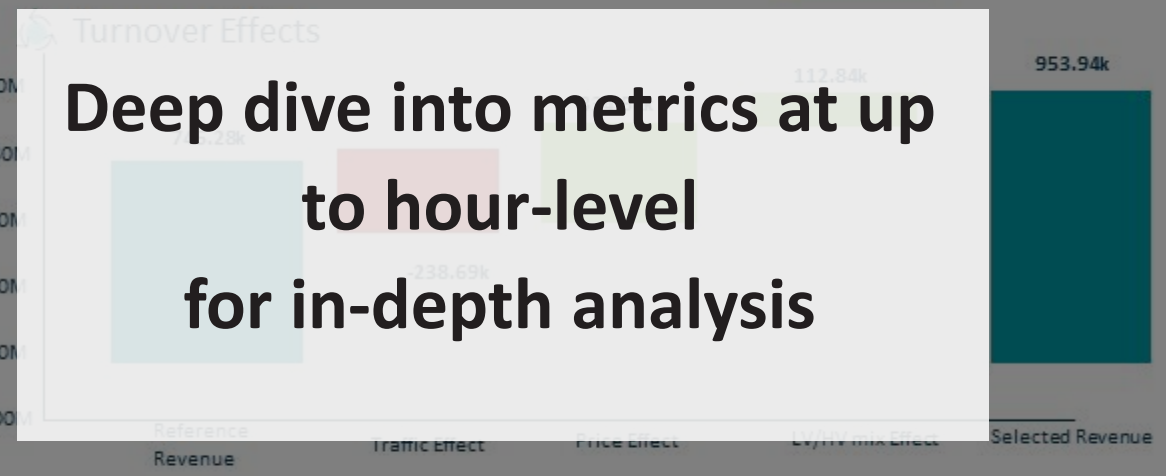


Analysis:

Date Day Evolution Summary

Transactions Revenue Avg Toll

### Transaction



Category Name

Payment Type

Payment Type	TXN	Var % ref	Revenue	Var % ref	Avg Toll	Var % ref
Visa	50 955	▲ 7.34%	1 305 986	▲ 6.17%	25.63	-1.09%
MasterCard	50 955	▲ 7.34%	597 623	▲ 13.67%	11.73	5.89%
Debit	50 955	▲ 7.34%	542 247	▲ 1.98%	10.64	-4.99%
Cash	50 955	▲ 7.34%	166 027	▲ 11.20%	3.26	3.59%
GiftCard	50 955	▲ 7.34%	132 066	▲ 6.27%	2.59	-1.00%
Amex	50 955	▲ 7.34%	114 207	▲ 17.51%	2.24	9.47%
ExemptAmount	50 955	▲ 7.34%	20 512	▲ 4.12%	0.40	-3.00%
Coupon	50 955	▲ 7.34%	50	■ 0.00%	0.00	-6.84%
Diners	50 955	▲ 7.34%		■ 0.00%	0.00	0.00%
OtherCard	50 955	▲ 7.34%		■ 0.00%	0.00	0.00%
Total	509 550	7.34%	2 878 717	7.49%	5.65	0.14%

Plaza

Product

Plaza	TXN	Var % ref	Revenue	Var % ref	Avg Toll	Var % ref
Visa	50 955	▲ 7.34%	1 305 986	▲ 6.17%	25.63	-1.09%
MasterCard	50 955	▲ 7.34%	597 623	▲ 13.67%	11.73	5.89%
Debit	50 955	▲ 7.34%	542 247	▲ 1.98%	10.64	-4.99%
Cash	50 955	▲ 7.34%	166 027	▲ 11.20%	3.26	3.59%
GiftCard	50 955	▲ 7.34%	132 066	▲ 6.27%	2.59	-1.00%
Amex	50 955	▲ 7.34%	114 207	▲ 17.51%	2.24	9.47%
ExemptAmount	50 955	▲ 7.34%	20 512	▲ 4.12%	0.40	-3.00%
Coupon	50 955	▲ 7.34%	50	■ 0.00%	0.00	-6.84%
Diners	50 955	▲ 7.34%		■ 0.00%	0.00	0.00%
OtherCard	50 955	▲ 7.34%		■ 0.00%	0.00	0.00%
Total	509 550	7.34%	2 878 717	7.49%	5.65	0.14%



Analysis:

Transaction



Category Name

Payment Type

Payment Type

TXN

Var

Visa	50 955	▲					
MasterCard	50 955	▲					
Debit	50 955	▲					
Cash	50 955	▲					
GiftCard	50 955	▲					
Amex	50 955	▲					
ExemptAmount	50 955	▲					
Coupon	50 955	▲					
Diners							
OtherCard	50 955	▲	7.34%	0.00%	0.00	0.00%	
Total	509 550		7.34%	2 878 717	7.49%	5.65	0.14%

## Focus mode offers larger visuals



Wednesday, 15 November, 2023

Actual 9 312  
Reference 8 449  
Var % Ref 10.21%  
Reference Dates : Tuesday, 15 November, 2022

Transactions

Revenue

Avg Toll

112.84k

953.94k

LV/HV mix Effect

Selected Revenue

Var % ref

Avg Toll

Var % ref

86	▲	6.17%	25.63	-1.09%
23	▲	13.67%	11.73	5.89%
47	▲	1.98%	10.64	-4.99%
27	▲	11.20%	3.26	3.59%
66	▲	6.27%	2.59	-1.00%
07	▲	17.51%	2.24	9.47%
12	▲	4.12%	0.40	-3.00%
50	■	0.00%	0.00	-6.84%
			0.00	0.00%
OtherCard	50 955	▲	7.34%	0.00%
Total	509 550		7.34%	2 878 717

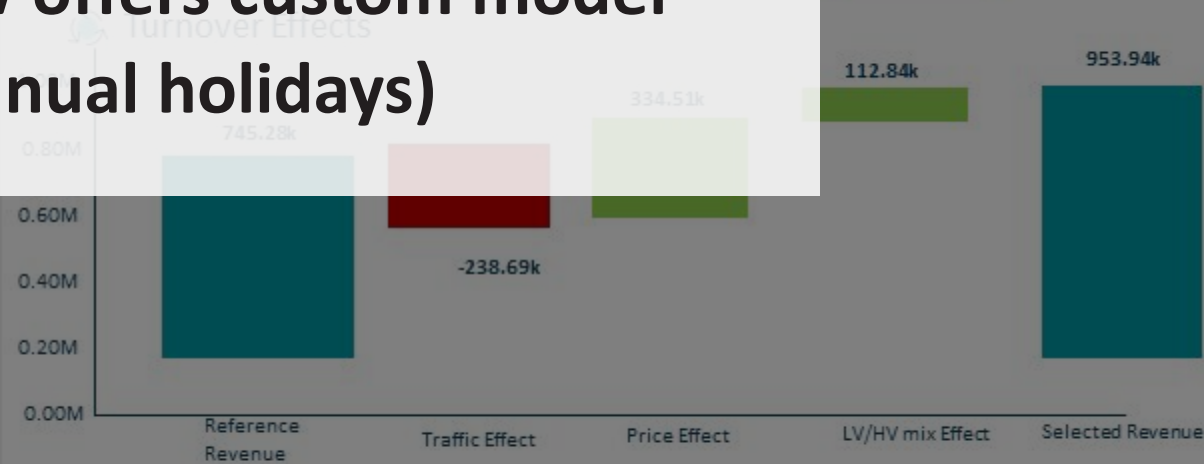




Analysis:

Data-centric Predictive view offers custom model based on past events (eg annual holidays)

Transaction



Category Name

Payment Type

Payment Type	TXN	Var % ref	Revenue	Var % ref	Avg Toll	Var % ref
Visa	50 955	▲ 7.34%	1 305 986	▲ 6.17%	25.63	-1.09%
MasterCard	50 955	▲ 7.34%	597 623	▲ 13.67%	11.73	5.89%
Debit	50 955	▲ 7.34%	542 247	▲ 1.98%	10.64	-4.99%
Cash	50 955	▲ 7.34%	166 027	▲ 11.20%	3.26	3.59%
GiftCard	50 955	▲ 7.34%	132 066	▲ 6.27%	2.59	-1.00%
Amex	50 955	▲ 7.34%	114 207	▲ 17.51%	2.24	9.47%
ExemptAmount	50 955	▲ 7.34%	20 512	▲ 4.12%	0.40	-3.00%
Coupon	50 955	▲ 7.34%	50	■ 0.00%	0.00	-6.84%
Diners	50 955	▲ 7.34%		■ 0.00%	0.00	0.00%
OtherCard	50 955	▲ 7.34%		■ 0.00%	0.00	0.00%
Total	509 550	7.34%	2 878 717	7.49%	5.65	0.14%

Plaza

Product

Plaza	TXN	Var % ref	Revenue	Var % ref	Avg Toll	Var % ref
Visa	50 955	▲ 7.34%	1 305 986	▲ 6.17%	25.63	-1.09%
MasterCard	50 955	▲ 7.34%	597 623	▲ 13.67%	11.73	5.89%
Debit	50 955	▲ 7.34%	542 247	▲ 1.98%	10.64	-4.99%
Cash	50 955	▲ 7.34%	166 027	▲ 11.20%	3.26	3.59%
GiftCard	50 955	▲ 7.34%	132 066	▲ 6.27%	2.59	-1.00%
Amex	50 955	▲ 7.34%	114 207	▲ 17.51%	2.24	9.47%
ExemptAmount	50 955	▲ 7.34%	20 512	▲ 4.12%	0.40	-3.00%
Coupon	50 955	▲ 7.34%	50	■ 0.00%	0.00	-6.84%
Diners	50 955	▲ 7.34%		■ 0.00%	0.00	0.00%
OtherCard	50 955	▲ 7.34%		■ 0.00%	0.00	0.00%
Total	509 550	7.34%	2 878 717	7.49%	5.65	0.14%

# OTHER FEATURES

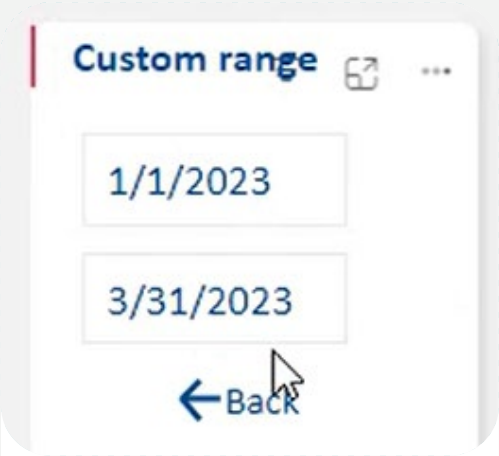


**View metrics of multiple assets in a single dashboard**

## Reference Events

Date	Event Type
Fri 22 Apr 2022	Public Holidays
Sun 24 Apr 2022	Public Holidays
Mon 25 Apr 2022	Public Holidays
Mon 02 May 2022	Public Holidays
Mon 13 Jun 2022	Public Holidays
Mon 15 Aug 2022	Public Holidays
Fri 20 Oct 2022	Public Holidays

**Filter data by specific events (holidays, elections, sports, etc)**



**Compare a calendar day or week across a reference period**



**Copy visuals into PowerPoint for quick presentations**

Traffic

Summary

Analysis

Budget

Predictive

Last Days

Last Week

Last Month

MTD

YTD

Custom range

Reference

Y-1

Vehicle Category

All

Payment Type

Multiple selections

Section

All

Plaza

All

01/01/2023 - 17/11/2023 vs. 01/01/2022 - 17/11/2022

DateDay

LocalEuro

GraphTable

VINCI HIGHWAYS

TRANSACTIONS

REVENUES Excl.VAT

AVG TOLL Excl.VAT

ADT

KM Driven

3 991 500

3 590 700

14 014 167

▲ 11.16%

Tr

600K

400K

200K

100K

0

VIA+PLUS

by VINCI HIGHWAYS

www.viaplus.com

12.94%

0.92%

87.06%

-0.13%

HV

516 646

▲ 12.18%

LV

3 474 857

▲ 11.01%

1 629 555

41% Of Total

0

0%

2 361 948

59% Of Total

883 997

737 781

1 409 720

▲ 15.59%

0

0.00%

2 180 982

▲ 8.30%

8.89%

Native Tag